

GAMMA ILLUMINATION


UNSW

RED CENTRE BUILDING  
LIGHTING PROJECT



LUXOR





SERIES 25 TRACK



TRYG







ARCHITEKT

1306

# Architekt



## CONSTRUCTION & DESIGN

- Constructed in die cast aluminium alloy and finished in satin white, stain black and bright silver powdercoat paint
- Contemporary and versatile compact track light with 3-circuit track system gives the flexibility for accent lighting and wide-area illumination
- Fully adjustable design with 360° rotation and 180° tilt
- Clear tempered glass providing IP44 protection
- Ideal for applications in shopping centres, retail outlets, restaurants, museums and galleries
- Refer to 1306SM for surface mount option
- Suitable with GAMMA SERIES 25 and 26 3-circuit track

## TECHNICAL PERFORMANCE

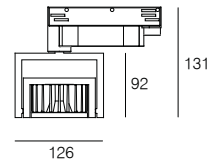
- 13W or 22W total system power consumption with overload and short circuit protection
- Up to 50,000+ hours lifespan
- Max. 15% lumen depreciation after 40,000 hrs
- Premium quality Japanese LED Module with high lumen output per watts
- Available in 3K, 4K, and 5K colour temperature with very low colour shift over time

## OPTICAL & THERMAL PERFORMANCE

- Reflector and customised heatsink provides premium optical and thermal performance
- Thermodynamically efficient heatsink design
- Efficient optical control in various beam angles with no harsh cut off and ultra low glare

## ELECTRICAL SYSTEM

- Supplied complete with integral leading and trailing edge mains dimmable driver, which is compatible with a range dimming systems
- Power factor > 0.9 with active power factor correction
- Input voltage 220-240V, 50/60 Hz



\* 3-Circuit Tracks recommended are **GAMMA SERIES 25** and **SERIES 26** tracks systems.  
Also compatible with many common european brand 3-Circuit Tracks.

0.6kg






IP44

TOTAL SYSTEM POWER CONSUMPTION = 13W /22W

WATT	COLOUR TEMP.	24° SP	36° FL	47° WFL	55° VWFL	LUMENS
13W	3K	1306-SP-3K-13W	1306-FL-3K-13W	-	1306-VWFL-3K-13W	1000
	4K	1306-SP-4K-13W	1306-FL-4K-13W	-	1306-VWFL-4K-13W	1100
	5K	1306-SP-5K-13W	1306-FL-5K-13W	-	1306-VWFL-5K-13W	1200
22W	3K	1306-SP-3K-22W	1306-FL-3K-22W	-	1306-VWFL-3K-22W	1550
	4K	1306-SP-4K-22W	1306-FL-4K-22W	-	1306-VWFL-4K-22W	1650
	5K	1306-SP-5K-22W	1306-FL-5K-22W	-	1306-VWFL-5K-22W	1800

FOR TRIM COLOUR: ADD SUFFIX AFTER THE CODE

- 01  Satin White
- 05  Satin Black
- 10  Bright Silver

FOR SURFACE MOUNT OPTION: PLEASE REFER TO 1306SM DATASHEET

DIMMING OPTIONS: ADD SUFFIX AFTER THE CODE

		13W	22W
/DALI	Dimming	✓	✓
/DSI	Digital Dimming	✓	✓
	Switch Dim	✓	✓
/AD	Analogue Dimming 1-10V		✓
/DIM	Leading & Trailing edge mains dimming	STANDARD	STANDARD



1099  
1299  
1399

# Luxor



### CONSTRUCTION & DESIGN

- Constructed in extruded aluminium alloy and supplied with built in control gear housing constructed in extruded aluminium and all finished in satin white, stain black and bright silver powdercoat paint
- Contemporary and versatile track light with very high lumen output due to the brilliant optical control maintaining an ultra low glare performance
- Ideal applications in shopping centres, retail outlets and galleries with advantages of no heat output, less power consumption and long life without maintenance
- Suitable with 3-circuit track system gives the flexibility for accent lighting and wide-area illumination
- Fully adjustable design with 360° rotation and 180° tilt
- Clear tempered glass providing IP32 protection
- Refer to 1098SM for surface mount option
- Suitable with GAMMA SERIES 25 and 26 3-circuit track

### TECHNICAL PERFORMANCE

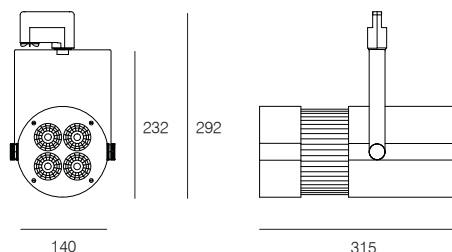
- 28W & 45W total system power consumption with overload and short circuit protection
- Up to 50,000+ hours lifespan
- Max. 15% lumen depreciation after 40,000 hrs
- Premium quality Japanese LED Module with high lumen output per watts
- Available in 3K, 4K, and 5K colour temperature with very low colour shift over time

### OPTICAL & THERMAL PERFORMANCE

- Reflector and customised heatsink provides premium optical and thermal performance
- Efficient optical control in various beam angles with no harsh cut off and ultra low glare

### ELECTRICAL SYSTEM

- Supplied complete with integral driver (refer to dimming option table)
- Power factor > 0.9 with active power factor correction
- Input voltage 220-240V, 50/60 Hz



\* 3-Circuit Tracks recommended are **GAMMA SERIES 25** and **SERIES 26** tracks systems. Also compatible with many common european brand 3-Circuit Tracks.

1.2kg				90°	360°	F	⏚	CE	IP20
-------	--	--	--	-----	------	---	---	----	------

**TOTAL SYSTEM POWER CONSUMPTION = 28W /60W**

WATT	COLOUR TEMP.	24° SP	36° FL	47° WFL	55° VWFL	LUMENS
28W	3K	1099-SP-3K	1099-FL-3K	1099-WFL-3K	-	2100
	4K	1099-SP-4K	1099-FL-4K	1099-WFL-4K	-	2300
	5K	1099-SP-5K	1099-FL-5K	1099-WFL-5K	-	2350
45W	3K	1399-SP-3K	1399-FL-3K	-	1399-VWFL-3K	3450
	4K	1399-SP-4K	1399-FL-4K	-	1399-VWFL-4K	3600
	5K	1399-SP-5K	1399-FL-5K	-	1399-VWFL-5K	3750
60W	3K	1299-SP-3K	1299-FL-3K	-	1299-VWFL-3K	4800
	4K	1299-SP-4K	1299-FL-4K	-	1299-VWFL-4K	5100
	5K	1299-SP-5K	1299-FL-5K	-	1299-VWFL-5K	5400

**FOR TRIM COLOUR: ADD SUFFIX AFTER THE CODE**

- 01  Satin White
- 05  Satin Black
- 10  Bright Silver

**FOR SURFACE MOUNT OPTION: PLEASE REFER TO 1099SM DATASHEET**

DIMMING OPTIONS: ADD SUFFIX AFTER THE CODE		28W	60W
/DALI	Dimming	✓	✓
/DSI	Digital Dimming	✓	✓
	Switch Dim	✓	✓
/AD	Analogue Dimming 1-10V	✓	
/DIM	Leading & Trailing edge mains dimming	✓	
	Non Dimmable	STANDARD	STANDARD

1367

Tryg

**CONSTRUCTION & DESIGN**

- Constructed in pressure die cast aluminium alloy and finished in texture white, texture black and anthracite durable powdercoated paint
- Tilt adjustable downlight can be aimed and locked into position which provides a unique solution for surface mounted lighting of features, merchandise and facades.
- The base circular mounting plate allows for rotational adjustment after installation onto ceilings, walls and floors
- Flush tempered glass cover, stainless steel exposed fasteners and silicone seals provide IP55 weather protection

**TECHNICAL PERFORMANCE**

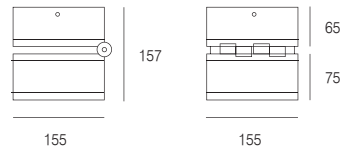
- 13W or 22W total system power consumption with overload and short circuit protection
- Up to 50,000+ hours lifespan
- Max. 15% lumen depreciation after 40,000 hrs
- Premium quality Japanese LED Module with high lumen output per watts

**OPTICAL & THERMAL PERFORMANCE**

- Components are mounted on custom designed aluminium and die cast housing for optimal heat sinking
- LED thermal management system incorporates both conduction and natural convection to transfer heat rapidly away from LED source.
- Efficient optical control in with no harsh cut off and ultra low glare
- Available in 3K, 4K, and 5K colour temperature with very low colour shift over time

**ELECTRICAL SYSTEM**


- Supplied completely assembled with integral leading and trailing edge dimmable driver
- Power factor > 0.9 with active power factor correction
- Input voltage 220-240V, 50/60 Hz






3.2kg



TOTAL SYSTEM POWER CONSUMPTION = 13W / 22W

WATTAGE	COLOUR TEMPERATURE	 120° VERY WIDE	LUMENS
13W	3K	1367-3K-13W	1000
	4K	1367-4K-13W	1100
	5K	1367-5K-13W	1200
22W	3K	1367-3K-22W	1550
	4K	1367-4K-22W	1650
	5K	1367-5K-22W	1800

FOR TRIM COLOUR: ADD SUFFIX AFTER THE CODE

- 03  Textured White
- 07  Textured Black
- 14  Anthracite

DIMMING OPTIONS: ADD SUFFIX AFTER THE CODE

		13W	22W
/DALI	Dimming	✓	✓
/DSI	Digital Dimming	✓	✓
	Switch Dim	✓	✓
/AD	Analogue Dimming 1-10V	✓	✓
/DIM	Leading & Trailing edge mains dimming	STANDARD	STANDARD

25-101  
25-105  
25-110

# Series 25

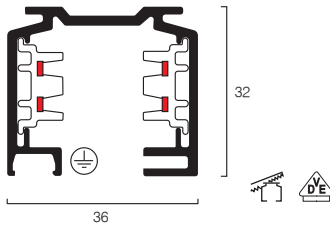
SERIES 25 three circuit track for surface mounting or suspended applications. Can be cut to length on site without any special tools.



- Extruded aluminium profile
- Powdercoat paint
- Three separately switchable circuits
- Flat copper conductors 2.5mm<sup>2</sup>
- Pre punched holes for direct fixing 2 holes per metre

### 240V 16A

WHITE:	BLACK:	SILVER:	
25 - 101	25 - 105	25 - 110	1000MM
25 - 201	25 - 205	25 - 210	2000MM
25 - 301	25 - 305	25 - 310	3000MM



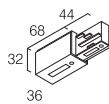
### SUSPENSION COMPONENTS

- 25 - 906 Rod 1200mm
- 25 - 318 2mm Stainless Steel Wire 2000mm Long Grip Loop
- 25 - 075 Mounting clip for 906 and 318



### 25 - 024 240V 16A

Live end with left hand earth contact. Can be made right hand on site.



### 25 - 035 240V 16A

End cap with locking screw.



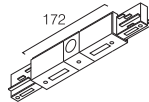
### 25 - 037 240V 16A

Electrical coupler.



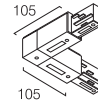
### 25 - 078 240V 16A

Straight coupler, can be used for feed.



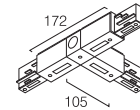
### 25 - 079 240V 16A

L coupler can be used for feed.



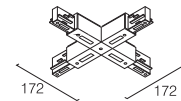
### 25 - 030 240V 16A

T coupler can be used for feed.



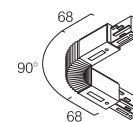
### 25 - 031 240V 16A

X coupler can be used for feed.



### 25 - 033 240V 16A

Flexible coupler.



FOR TRIM COLOUR: ADD SUFFIX AFTER THE CODE

- 01 Satin White
- 05 Satin Black
- 13 Anodised Silver



IP20

**NEW SOUTH WALES**  
**HEAD OFFICE: MANUFACTURING & EXPORT**

Gamma Illumination Pty. Ltd.  
42-46 Scrivener Street  
Warwick Farm, NSW 2170 AUSTRALIA  
**Tel** (02) 9822 7333  
**Fax** (02) 9822 7399  
**Email** nsw@gammaillumination.com

**QUEENSLAND**

Gamma Illumination Pty. Ltd.  
Unit 1-17 Cairns Street  
Loganholme, QLD 4129 AUSTRALIA  
**Tel** (07) 3806 4466  
**Fax** (07) 3806 4588  
**Email** qld@gammaillumination.com

**SOUTH AUSTRALIA**

Gamma Illumination Pty. Ltd.  
355 Prospect Road  
Blair Athol, SA 5084 AUSTRALIA  
**Tel** (08) 8260 1444  
**Fax** (08) 8260 1499  
**Email** sa@gammaillumination.com

**VICTORIA**

Gamma Illumination Pty. Ltd.  
90 Parkhurst Drive  
Knoxfield, VIC 3180 AUSTRALIA  
**Tel** (03) 9801 7777  
**Fax** (03) 9801 7877  
**Email** vic@gammaillumination.com

**WESTERN AUSTRALIA**

H.I. Lighting Pty. Ltd.  
111 Broadway Bassendean,  
Perth, WA 6054 AUSTRALIA  
**Tel** (08) 9377 1322  
**Fax** (08) 9377 1761  
**Email** reception@hilighting.com.au

**AUST. CAPITAL TERRITORY**

NU-LITE Australia  
1 Cessnock Street,  
Fyshwick, ACT 2609 AUSTRALIA  
**Tel** (02) 6280-4449  
**Fax** (02) 6280-8359  
**Email** sales@nu-liteaustralia.com.au

**NEW ZEALAND**

Sun Illumination Pty. Ltd.  
35C Maurice Road, Penrose  
Auckland 1061 NEW ZEALAND  
**Tel** +64 (09) 636 0513  
**Fax** +64 (09) 636 0518  
**Email** sun@lighting.co.nz

**MIDDLE EAST**

LuxeLED Gamma Fze  
Area P6-123, Saif Zone, Sharjah  
P.O. Box 9104  
UNITED ARAB EMIRATES  
**Tel** +971 (06) 557 4715  
**Fax** +971 (06) 557 4716  
**Email** luxegamma@eim.ae

**ITALY**

Gamma Illumination Pty. Ltd. (Italy)  
Via Ardeatina Km 20,200  
Santa Palomba, Pomezia 00040  
Rome ITALY  
**Tel** +39 (06) 919 4156  
**Fax** +39 (06) 9199 0000  
**Email** info@gammaillumination.it

# GAMMA ILLUMINATION

Australian Business Number (ABN) 42 003 081 534